

# Global Gardens Times

*A paper by Rosa Parks Global Gardeners for our school and beyond*

## HIAKUS, BY SIERRA

### Winter's Flowers

Winter flowers live  
Garden full of color cool  
Alive here peaceful

### Blue Birds Return

Blue bird leave winter  
Blue bird come back in spring  
Blue bird like summer sky

### Hope Flags

Blowing in wind  
Torn up worn out still pretty  
Holds hope for us

### GG Teacher

Mrs. Maggie awesome  
Mrs. Annie teaches GG  
Mrs. Oakley is nice

### Little Tree

Little tree grow old  
Will turn green in summer  
Bunny lives next door

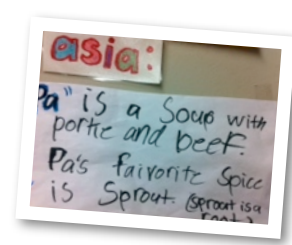
## GLOBAL GARDENS BIKE FOR A LIFE! BY FREDDY

The Global Gardens Middle School Program has been planning on making a fundraiser to raise money for kids who have cancer. We came up with making a Bike-a-thon. We named it the Bike for a Life. We are going to start riding at Rosa Parks Elementary which is where Global Gardens is located. We are going to go all the way to Eugene Field Elementary which is where the other Global Gardens program is. It will be a 15 mile bike ride. It is estimated to take around 4 hours.

We are hoping to get lots of sponsors to donate money, water, snacks, etc. We will also need volunteers to help out or do stuff like hand out the water. We also want lots of bikers to come with us to raise even more money. Our goal is to raise a total of \$10,000! We are going to donate most of the money to St. Francis Hospital. The middle school program has decided that the bike-a-thon will be on may 14<sup>th</sup>, 2011. For everyone who is planning on coming we hope to see you there!

## THE WORLD IS VERY IMPORTANT TO ALL OF US. THE WORLD IS YOU! BY TONY

What do we know about the WORLD? In Global Gardens we have a wall filled with information about the world. If you have any information bring it, don't be afraid!



## TRIPLE CHIP COOKIES RECIPE, BY ABBEY

I brought these to the last community day and everyone loved them, so I wanted to give everyone the recipe.

### **List of ingredients:**

2 ¼ cups of water  
tsp of salt  
tsp of baking soda  
¾ cup of brown sugar  
¾ cup of sugar

tsp of vanilla  
2 eggs  
2 sticks of butter  
white chocolate, milk  
chocolate, & butterscotch  
chips

**Directions:** Mix the eggs, vanilla, sugar, brown sugar, and butter till creamy. Then mix in flour salt and baking soda. Use a spoon to mix in 1/3 of each bag of chips. Spread in 10" x 15" pan and bake at 375 for 20-25 min or until golden brown.



## Meet the Contributors

ZARINE



BRYANT




ERENDIRA



ROMALDO



FREDDY



BIANCA



JEREMIAH



MARCO H.



YE JI




ABBEY



GERARDO



TONY C.



SYDNEY



JAYLA




CAITLYNN




EMILY




CONNOR



ANDRES



TYLER



NATE



CASSIDY



MARCO C.



KAYLA



KARYME



**EDITORS NOTE:** Not pictured on the contribution page are Sierra, as well as Miranda, Luis, Dulce, Jhorleny, Danasia, Alexa and Mason from Mrs. Pattison's class.

TAYLOR



MS. ANNIE



**LETTER FROM THE EDITOR, BY BIANCA**

Welcome to the 7th issue of the Global Gardens Times. We have been growing in our success. I am super proud of the Global Gardeners! We have exciting news and articles. Then we you have some free time we have some fun games and comics. I can't believe this our 7th issue! Whenever you see a Global Gardener, you should thank them for their hard work!

**HAPPY BIRTHDAY GLOBAL GARDENS, BY BIANCA & ANGELA**

Can you believe Global Gardens is turning 5? When we first joined it was a small group, and when we would go outside, all you could see was grass and dirt. There was no shed, no hope house, and no hope flags, or even plants growing! But look at us now, we have improved in such good success. The gardens are beautiful and our family has grown a lot bigger. It is amazingly crazy how fast Global Gardens has spread around the world. We have been in Global Gardens since the beginning and are now in middle school. We enjoy the happiness and peace everyday. And we have noticed that there are more gardens and Global Gardeners. We love it and it's never going to leave our minds and hearts.

**ABOUT GLOBAL GARDENS, BY ZARINE**

Global Gardens is a fun place to be. We go outside every day to our peaceful yet fun garden. In the beginning when everybody's there we have community circle where everybody tells their fun experience of the day. Then in the end of the day we do appreciations to thank people who helped us. The fun part of GG is making a garden. You can name it and no one can judge about it. But the most fun thing about GG is Mrs. Annie, Mrs. Maggie, and Mrs. Oakley. They are so fun. Mrs. Annie is nice and fortunate to be with. Mrs. Maggie is very talented especially about building, and Mrs. Oakley is smart and a most intelligent, she even made GG. I hope everybody loves GG.

**GETTING OUR GARDENS, BY YE JI**

The Global Gardens after school program is getting our new gardens. We earned it by leading community circle. Community Circle is when we breathe out the stuff that happened bad in our lives (that day) and we breathe in the good things that happened in our lives. We do it because we want to start our afternoon peacefully. We also need to contribute in the newspaper at least once. We also need to plant in the teaching garden. The teaching garden is where you learn how to plant. I liked doing that.

**WORM HOUSE, BY FREDDY**

Mrs. Maggie was showing me a worm house that the students at Rosa Parks Elementary were working on. It was really cool to see a lot of worms. Mrs. Maggie told me that it had about 600 worms! By now I think that it has 700! The worms really help the Global Gardeners! Do you know how? The worm droppings make pretty much the healthiest soil in history. If you add this to a plant it is compost! It will grow awesome plants. You should try making you own worm compost too!

**PLANTING CHART, BY CAITLYNN**

Plant's	Time to Plant	Day to Harvest	Kind of plant	Spacing bet. ones
Asparagus	Fall or Spring	1 year	Crowns	4ft
Beet	march	50-70	seed	1 1/2 ft
Broccoli	march	80-90	plants	3ft
Cabbage	Feb. 15 to march 10	60-90	plants	3ft
Carrot	Feb. 15 to march 10	70-90	seed	1 1/2 ft

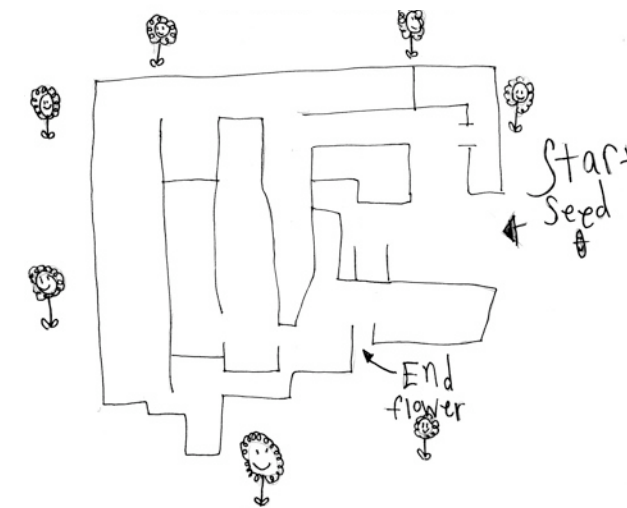
**DAY OF THANKS, BY ZARINE**

The day of thanks started by the speech, "The peace of teamwork". It was made by me Zarine. The speech inspired GG to do the Day of Thanks! For the day of thanks GG made paintings, posters, poems, and music from the middle schoolers. It was so beautiful it needed an encore. The most colorful poster was Ryan's poster, it had no white! By now the posters are at the Rosa Parks green pod area. *I hope that the day of thanks will inspire the whole planet to start working as a team and end world wars.*


**DAY OF THANKS, BY MARCO H.**

Day of Thanks is about Global Gardeners doing projects. These projects are about what they are thankful for in Global Gardens. I painted a brick and wrote on it what I am thankful for. I wrote on it, "**I am thankful for all the peace we make and that we're a family.**" It was fun to see everyone's posters, bricks, and projects. I hope we can do something like that again.


**MAZE, BY JEREMIAH**



**TRIVIA, BY SIERRA**



**WORD SEARCH, BY MASON**



- Rose
- Tulips
- Narcissus
- Grapes
- Potatoes
- Iris
- Sugar snap peas

**DRAWING, BY KARYME**



**MIDDLE SCHOOL GLOBAL GARDENER OF THE YEAR: FREDDY, BY MS. ANNIE**

I have often wanted a proper place to showcase the ENORMOUS brilliance of our dynamic middle schoolers. I am hopeful that they are aware of how special I think that they are both as individuals and as a group, as I can't help but share this with them almost every time one of them speaks! *But, the time has come to share with everyone who will read this, and hopefully pass on to others, that one of our incredible 6<sup>th</sup> graders is simply magical. His name is Freddy Vega.*

Freddy began Global Gardens last year as a 5<sup>th</sup> grader and has continued on into our middle school program. Freddy has a brilliant mind: both incredibly intelligent and incredibly creative.

Our middle school program meets at Rosa Parks on Wednesdays and Thursdays after-school, but Freddy comes every single day to help as a Middle School Leader with the elementary program. He is willing to do absolutely anything to help out. There have been days when I have no idea what I would have done if he hadn't of been there!

In his leadership role in the elementary program he also helps to encourage the younger students with their ideas and events by offering his own participation. This often occurs after he has helped the younger students and then goes home and returns the following day with multiple creations in the form of drawings, stories, articles, and poetry. One day I believe he came with ten pages of handwritten work! Each piece he had created was as unique and thoughtful as the one before. As I sat with the elementary gardeners on the Day of Thanks listening to Freddy's poems, we were all blown away. This happens not rarely, but often.

As the middle school program is a new endeavor, the students have been forging ahead through uncharted territory, designing the program mostly themselves. This is done primarily by setting broad group goals and then refining them to very specific activities. This year the group set a goal for themselves to develop a fundraiser. I wasn't sure what the fundraiser would look like ultimately, but I would never in my wildest dreams have imagined what it has become! Freddy came to me one day with a printout of a bike route from Google maps that he and his sister Karen had looked up. He continued to explain to me that he had been training for a triathlon the day before and was riding his bike. As he was riding he came up with the idea that the fundraiser should be a bike ride from the Rosa Parks Garden to the Eugene Field Global Garden 12.3 miles away, with people sponsoring riders for each mile they ride! The rest of the middle schoolers quickly supported the idea and impressive event planning efforts have been made each week by the students. One of the several contributions Freddy made to this newspaper explains the event for you in great detail.

I feel like the luckiest teacher in the world to have such a driven group of students to work with every week. And as I am more thankful of my students than I will ever be capable of telling them in words, I do want to tell them that each of you inspire me to be a better person.

And, Freddy, you have inspired us all to do great things.

Thank you.

**GLOBAL GARDENS CLASSIFIEDS**

**CALL FOR CONTRIBUTORS, BY NATE**

Space Station G.G. is a station launched in 2010 and we need people to help make the book. Thank you for helping let the space call to fly!

**NEEDS LIST, BY ABBEY**


- |       |                  |                          |            |
|-------|------------------|--------------------------|------------|
| Paint | Mushroom compost | Peat moss                | Hammocks   |
| Seeds | Wood             | Tiles for mosaic project | Sprinklers |
| Mulch | Paint brushes    | Clock for Hope House     |            |

These are the current needs of Global Gardens If you want to donate please contact Ms. Ayschia at [ayschia@global-gardens.org](mailto:ayschia@global-gardens.org) or come by the Global Gardens pod.

**THE TALKING PLANT, BY ZARINE**



**HOWTO PLANT, BY ZARINE**



**WORD SCRAMBLE VOL.2, BY ERENDIRA**

pmnistgrie

answer: spring time

**I SPY, BY ZARINE**



**DRAWINGS BY MARCO C.**



**BY ROMALDO**



---

### TOASTING PARTY, BY EMILY

In January when we went to Global Gardens we needed to make goals for our toasting party. The toasting party is for New Years. We each made Global Gardens goals to accomplish in Global Gardens and to share them with each other at the toasting party. So on the day of the party we got toast and put lots of spreads like orange marmalade, jelly, peanut butter, stuff like that. Then we said "toast to you" and we celebrated each persons goal. My goals is to make a Global Gardens book. The toasting party was really fun!

### TOAST PARTY, BY ERENDIRA

A toast party is when we get a piece of toast. Next we get jams. I tired all of them. Then we went outside. We decided to say our goal to the group and have a bit of our toast to celebrate everyone's goal. We tried to end with no bites of the toast. Our toast party was awesome

### MY GOAL, BY ANDRES

A goal is a thing or something to accomplish. The Global Gardeners have been working very hard on their goals. We have to accomplish our goals before the end of the school year. I'm trying to earn my own garden. I'm thinking I can call my garden the Hawaii garden. I am trying very hard..

### MY NEW YEARS GOAL, BY FREDDY

Every year in Global Gardens we have New Years Resolutions or Goals. Here is some information on my Global Gardens 2011 Goal. I am going to take 2-4 pictures of a plant at different times every day. Will start from the beginning of a plant's life all the way until the plant dies. Once I have gathered all of the pictures I am going to put them on the computer. Depending on how many pictures I have, I will shorten the picture time length to 0.01-0.20 of a second. This should make the life of a plant into a video of 30 seconds to 2 minutes. If I have time I will do 2 plants!

### MY GOAL, BY ERENDIRA

When I get my garden I want to make a sign. I want to make it blue with flowers. The bad thing is I don't know the name for my garden, so I have to think. So this is how I want it:



### WHAT GLOBAL GARDENS IS, BY TAYLOR

Global Gardens is where you get to plant things like watermelons, carrots, strawberries, and peas. You can make your own garden. The gardens are in the back of the schools. Gardens are easy to make. All you have to do is put a seed in the hole deep enough for the plan to have room. The thing to do to take care of your garden is water it everyday and make sure the sun shines on the plants. Also take out the weeds. And that is how to take care of a garden!

### GARDEN TIPS, BY FREDDY

1. Fertilize plants with compost every month or so to get really good vegetables or pretty flowers.
2. On dry hot days water plants twice a day.
3. For rose plants, trim the dead flowers as soon as they aren't flowering. This will give many blooms before winter.
4. If your plants dry out in summer, make a moat to keep plants a bit moist. Even with this still try to water plants daily.
5. For potato plants, harvest when the flowers fall off of the plant.

---

### RECIPES OF THE MONTH: BEAN DIP, YUM! BY SYDNEY

#### List of ingredients:

1 lb ground beef  
2 cans pinto beans  
1 can navy beans  
1 can mild Rotel  
1.5 blocks cream cheese

I came to GG and as soon as I walked in I knew that I loved it. I looked around and I saw on the board and looked at the recipes and thought about bringing this recipe. And did you know that most of the ingredients you could grow in and a garden? Ya, you could grow pinto beans, navy beans, and black beans and the chips (corn)! Yes, it would take a long time but it would be pretty fun!

#### Directions:

Cook ground beef, season with salt, garlic powder, onion powder, chili powder, pepper. Once cooked drain grease. Add cans of Rotel. Drain juice off all beans, add beans. Cook on medium heat until boiling, turn down to low heat, cover, let simmer stirring occasionally. Add more seasoning to taste. Chop up cream cheese, add to chili. Cook until all cheese is melted.  
Add chips and enjoy!

### CASSAVA CAKE, BY ZARINE

#### List of ingredients:

1 can sweet milk  
2 eggs  
1 can of coconut milk

1/2 can shredded coconut  
1 sack of cassava powder  
(found at Nam-Hai)

#### Directions:

Mix ingredients together and crush all lumps of powder. Put in oven for 10-15 minutes in 350, then wait.

---

### PEN PALS, BY EMILY

One day we went to Global Gardens Mrs. Annie talked about pen pals. Pen pals are a partner to talk to from a different school called Eugene Field. They also have Global Gardens so we write letters to them. I felt so glad to have pen pals and excited. Pen Pals are just like partners. I like to write back to pen pals. My pen pal is Amber. I asked her a lot of questions. I asked her how old she was and what's her favorite color, and what was her Global Gardens goal. I answered the questions that I asked her too, so she can know about me too. Pen pals are so fun. I'm excited to get a letter from her.

### MY PEN PAL, BY JAYLA

Global Gardens after school program just started a new thing called pen pals. I would like to tell you a little bit about my pen pal Deasia. Well first she's really, really sweet and she's really creative and fun. I really love how she expresses herself and I think she's cool. My pen pal is really cool, awesome, creative and sweet. I was really happy when I got a letter back from Deasia and I was really excited when I found out she got my letter. I really like having a pen pal. The coolest thing of all is Deasia is a Global Gardener too. Her school was the first school to start Global Gardens, I think that's really, really cool.

### PEN PALS, BY BRYANT

A pen pal is a person that you write back and forth. They can be at a different school or in an after school program. It's a thing that a lot of schools do. Did you know that Global Gardens has pen pals with Eugene Field and we write to them? They write to us to make new friends. My pen pal is named Donny. He likes to do art like I do. And we write letters.

### YOU CAN NEVER BE TOO OLD FOR A PEN PAL, BY CASSIDY

Top 5 reasons why you can never be too old for a pen pal:

1. To be happy.
  2. You're never too old for a pen pal.
  3. You're never too old to write letters.
  4. To get to know each other
  5. To learn new things from your pen pal.
-

### HOW SNOW AFFECTS PLANS, BY CONNOR

Snow wouldn't affect plants as you would think. When it is 20 degrees F. or lower outside most plants can't survive. If snow is surrounding a plant it acts like a blanket. It keeps the plant warmer than if it wasn't there. It keeps it at 32 degrees F. because snow stays the same temperature. That surprises you doesn't it? So when it's really cold outside you better hope there is snow surrounding your plants.

### WHAT'S GOING ON IN MRS. BAILEY'S CLASS GARDEN, BY ZARINE

Mrs. Bailey's class is changing their class garden theme, the Cool Garden, to the Bailey Garden. They plants they are going to plant are berries, peas, and a lot more. The fruits and vegetables are going to Ms. Bailey and her baby Claire. The way they are going to decorate it is paint it with bottles, bibs, and baby pictures of ourselves. When the vegetables are ready to harvest, Mrs. Oakley is going to bring her Beaba (baby food maker) to make a kind of sauce out of it and we might get to taste it. And that's what's going on in Mrs. Bailey's 4<sup>th</sup> grade.

### AN INTERVIEW WITH THE NEW GLOBAL GARDENERS, BY ABBEY

Q: What brought you to Global Gardens?

Kayla: My best friend Emily

Sydney: I like the Global Gardens classroom

Kelly: Ms. Maggie helped us and I wanted to give back

Q: What is your favorite fruit?

Kayla: Strawberries

Sydney: Strawberries with sugar

Kelly: Grapes

Q: What grade are you in?

Kayla: Third

Sydney: Third

Kelly: Fourth

Q: What is your favorite vegetable?

Kayla: Carrots with ranch

Sydney: Cooked Broccoli, corn and carrots

Kelly: Broccoli

Q: How old are you?

Kayla: 8 years old

Sydney: 9 years old

Kelly: 10 years old

Q: What are your favorite flowers?

Kayla: Tulips and roses

Sydney: Roses

Kelly: Roses

Q: What is your favorite color?

Kayla: Pink

Sydney: Hot pink

Kelly: Purple

Q: What kind of garden do you think you want?

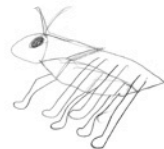
Kayla: A butterfly garden

Sydney: Peace garden

Kelly: A pizza and pie garden


### NOISY NOISY, BY GERARDO

Crickets! Crickets are in our garden. Those noisy fellows are making noises. If you're out there while the crickets are there stop and listen...it gets annoying! But they make a real peaceful noise!



### SURVIVOR QUESTION, BY GERARDO

You're trapped in a cave in the Himalayas and you're trying to keep fire going - what do you use?



### COMIC PREVIEW - COMIC COMING SOON, BY TYLER

#### Plant Boy

A boy who's part tree and boy. He saves every single plant in the world. He's about 50 feet high. He lives in New York City. And he's looking for a love! He will find ONE!

#### Plant Girl

A girl who's part thorn and part girl. She saves every plant in the world. She's about 50 feet high. She lives in Oklahoma. And she's looking for a love. She will find ONE!

### GARDENER(S) OF THE MONTH: ZARINE C. AND EMILY V., BY MS. ANNIE

I am happy to announce that Zarine Cabral is the Global Gardener of the Month for the Monday/Wednesday group! Zarine is a 4<sup>th</sup> grader who just began our program this year. Zarine impressed everyone this fall when she jotted down her now famous observations into her journal about all of the good things in the garden that could never be taken away. This happened right after our garden had been vandalized. Spirits were down and Zarine's leadership shined through when she wrote words that reminded our group that much more had been created within the garden in this short time than destroyed, the most important of which was our new, strong GG family. Her words inspired each one of us to examine the parts of the garden that often are not tangible and give thanks for them, things that no one could ever destroy. These expressions of gratitude became a large event called the Day of Thanks. Attended by many, it was a beautiful presentation.

The following are a few comments from some of her garden-mates that express their recognition of Zarine's leadership and why she should be the GGer of the Month:

- "She created the Day of Thanks. She is a great friend. She always does great work. She always tries to help."
- "She was really welcoming to me when I came. She was showing me everything, and she's always nice!"
- "She always does her best"

I am also happy to announce that Emily Vega is the Global Gardener of the Month for the Tuesday/Thursday group! Emily is also a 3<sup>rd</sup> grader who just began our program this year. Emily's leadership was evident from the very first day that our new group went outside to begin working together in the teaching garden. While pulling weeds, Emily suggested that she thought that we should have a weekend Halloween party in the garden and make homemade pumpkin pies with pumpkins that were ready to harvest in the garden. Emily's suggestion resulted in weeks of party planning, group pie making and, ultimately, a fun-filled celebration and community day in the garden. Since that first day, Emily has not slowed in her excitement to share her ideas. Our Idea Wall is filled with exciting ideas Emily has come up with including making a Global Gardens Museum! Emily is currently working on a couple of her ideas and plans to finish one of her ideas, which is to write and illustrate a Global Gardens book, by the end of this school year. Emily has also shown her leadership by attending Global Gardens every day of the week. She is a valued member of both groups of the after-school program. She has never missed a day, and often does twice the amount of work, wanting to contribute to both groups. Because of this she has become a great leader in the GG welcome committee, and has even taken on a recruitment role, bringing in two of our latest gardeners! And to top it all off, she will never be seen without the warmest of all smiles.

The following are a few comments from some of her garden-mates that express their recognition of Emily's leadership and why she should be the GGer of the Month:

- "When I first started G.G. I was kind of nervous and Emily said it will be fine"
- "She knows so much about gardens"
- "She is really nice and comes Mon, Wed, Tues, Thurs, and she is really nice."
- "She has a lot of ideas for G.G."
- "She's nice, respectful, and she always helps people out even when she's busy"

**Congratulations to both of you! Your leadership is inspiring to us all. Great job!**

**FEATURED CLASS OF THE MONTH: MRS. PATTISON'S FOLKTALE GARDEN (5TH GRADE)**

This month we're featuring Mrs. Pattison's 5<sup>th</sup> grade class Folktale Garden. This class worked hard on graphing the results of their bulb experiment this winter; They tracked the bulb's growth for 8 weeks! Now they are excited to get back outside and try some brand new plants for their garden. They decided on peanuts, cotton, lilies and corn. Great work Mrs. Pattison's class!

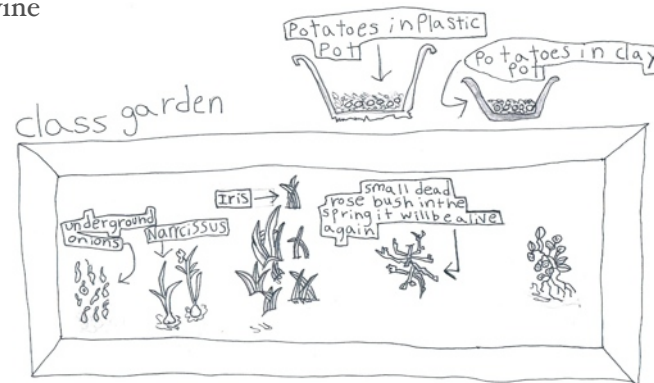
**THE FOLKTALE GARDEN, BY MIRANDA**

Our class garden is called the Folktale Garden. We try to come up with plants to match the Folktale stories we read. Here are some examples of our plants:

- We plant peas for the story of The Princess and the Pea
- We plant grapes for Dionysus, the Greek god of wine
- We plant beans for Jack and the Beanstalk

**OUR GARDEN, BY LUIS P.**

Our garden has a lot of plants. We have potato, iris, grapes, rose, tulips, narcissus and onions. I like the garden because you can eat stuff from the garden and you can dig a hole and you can put seeds to grow and it will be beautiful. You can shovel the dirt and put it into the garden. I love our class garden.



**STARTING SEEDS, BY DULCE & JHORLENY**

Today we are starting an experiment inside. I think this will be awesome. We are planting peanuts! The peanut seeds came in their shells. They are kind of red and we have to crack the shell open to get the seeds out. We also had to get the seeds and push them into the dirt. We are going to plant twelve peanut plants.

Next we are planting white cotton. The cotton seeds are covered in cotton. The cotton feels soft and it looks like stuffing from a stuffed toy. We put it in the soil and wait for it to grow.

Then we started some Sleeping Beauty melon seeds. The white melon seeds are so little and we plant them in two big pots. The soil has white stuff in it, it looks like little rocks. The plants are going to be so cool and we are so excited to plant all this. You should try this, try to get your teacher to help you plant all this. I promise you will just love it. At last, I hope they grow!

**GARDEN TRIVIA,**

BY DANASIA AND ALEXA OF MS. PATTISON'S CLASS

- Which seed is the smallest?
- Which flower is the biggest?
- Is the coconut the biggest seed?
- Is the sunflower the biggest flower?
- Is the violet the smallest flower?
- Why do plants need water?  
A) So they will grow  
B) So they won't be thirsty  
C) So they won't stink
- Does cotton grow on a plant?  
A) YES B) NO
- Should you plant peanuts when it is warm or cold?  
A) WARM B) COLD
- Is there such thing as a coconut plant? A) YES B) NO

Circle the right answer

- What does a plant need to grow?  
A) SUN  
B) MILK

**FEATURED CLASS OF THE MONTH: MRS. PATTISON'S FOLKTALE GARDEN (5TH GRADE)**

**BULB EXPERIMENT, BY SERENA**

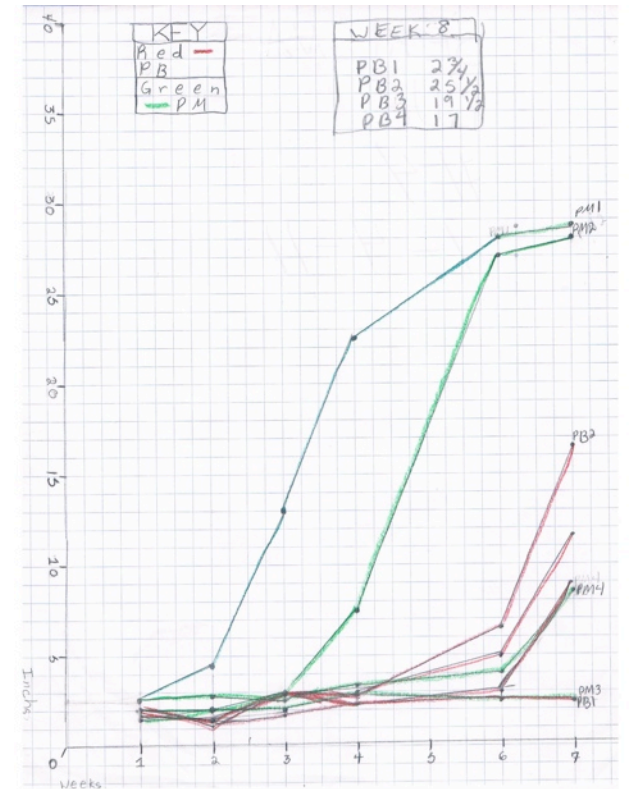
Question: Will Narcissus bulbs grow faster and bigger in peat moss or in pebbles?

Hypothesis: I think the bulbs will grow faster in peat moss because plants need soil to grow, and peat moss is a type of soil.

Observations:

- So far peat moss (PM) is winning which is kind of unfair. PM is absorbing more water while pebbles (PB) water is just sinking straight through the holes in the bottom of the pot.
- We switched PB into a glass bowl with no holes. Now PB is growing just as fast as PM was.
- PM has already bloomed and is starting to die.
- We are still watching PB grow every week.

Conclusion: PM grew faster, but only because creating exactly equal conditions for both sets of bulbs was a challenge. The containers made a big difference. Once PB was getting enough water, they grew about as fast as PM.



**PERSPECTIVE OF A NEW COMER, BY KAYLA**

In GG we did a community circle, we breathe in the good things and breathe out the bad things. Everybody in GG works really hard. The newspaper is very important because it goes to the president of the United States. Everybody enjoys GG.

**INTERVIEW WITH ROMALDO, GLOBAL GARDENER OF THE MONTH BY ZARINE**

Q: What do you think you did to be GG of the month?  
A: I think being kind to others.

Q: What are you going to plant?  
A: Cantaloupe, carrots, flowers, navy beans, and more.

**INTERVIEW WITH ZARINE, BY ERENDIRA**

Q: What garden name do you want?  
A: Athletic garden

Q: What do you want to grow in your garden?  
A: Beets, carrots, Asian greens, lettuce

Q: What inspired you for the garden name you want?  
A: When I grow up I want to be in the Olympics.

Q: Who's your favorite athlete?

Q: What are you going to name your garden?  
A: Navy garden because I want to be in the Navy.

Q: What's your favorite part of GG?  
A: Community Circle and going outside

Q: What's your favorite plant?  
A: Cantaloupe

A: Vermont, a famous athlete in winter sports.

Q: Do you enjoy Global Gardens?  
A: Yes, because we can have parties.

Q: If you could do anything what would it be?  
A: Ending world hunger.

Q: What is your goal for the world?  
A: Help homeless people, give food to the hungry, make world peace.